



# Starter 1600, 1400 and 1080

Entry level cold laminator available in 3 widths :  
108 cm (43"), 140 cm (55") or 160 cm (63")

The entry-level Starter laminator is ideally suited to the typical applications of sign-makers, photo labs, printers and any company with a requirement for low to mid volume finishing. Starter is very easy to use and can be operated by any employee in the business with perfect finishing results, adding value to your production and increasing your portfolio and sales revenue. This laminator is the perfect complement to any installation including the latest printers and cutting plotters up to 160 cm (63") width in terms of quality and productivity.



- ▶ Single sided lamination
- ▶ Simultaneous lamination and adhesive mounting
- ▶ Application tape
- ▶ Coloured backgrounds
- ▶ Mounting onto boards up to 50 mm (2") thick



Certified



RoHS

# STARTER 1600, 1400 & 1080



Feeding print...

Very easy to use !



Laminated print !

With Starter, Kala illustrates that a modern production machine can be made in France with European components and parts, conforming to the latest Health, Safety and Electrical regulations and still be economical than machines coming from Far East.



## Kala achieved this through consistent efforts as follows :

- A sales and marketing team knowing and anticipating the market expectations and the experience of qualified engineers acquainted with the technologies used in the other laminators of the Kala range.
- A close partnership with our technical partners and subcontractors, selected for their efficiency, earnestness and their physical proximity to Kala for reduced logistic costs and environmental footprint in the manufacture of our laminators.
- Arduous research and survey work on the quality of the components, in particular the rollers.
- A permanent flow in our supply chain and a precise tracking of all the parts used in our machines.

With the above listed strengths, Kala makes sure to guarantee your satisfaction when purchasing a Starter laminator with perfect finishing results and an amazing ease of use. The user-friendly Starter will be ideal for any workshop ensuring ease of use, even for a novice user. This lamination station will be quickly amortized based on your working volume with limited loss of laminating and printing materials.



Mounting print onto a board...



Collecting the mounted board !

## Self-blocking roll-shafts :

Starter comes with 3 identical self-blocking roll-shafts for 76 mm (3") core media that can be used on any position on the laminator. No tools are required to install the media on the shaft and the graduation helps the user centre the material on the shaft quickly and easily.

These shafts are light and easy to use and can accept any media delivered on a 76 mm (3") core carton mandrel, even in a length of 100 m (110 yd) (maximum diameter of film reel usable on the machine – 21 cm (8 ¼")).



## Opening of the rollers :




A single elevation control elevates the upper roller, with an indication of the opening on the side. Maximum opening is 5cm. The alignment of the rollers is adjusted during production and guarantees perfect lamination results at all times.


## Pressure adjustment :



Green = Mounting



Orange = Application tape



Red = Lamination

Pressure is adjusted with the single elevation control when the upper roller makes contact with the lower roller or with a board.

A LED light changes color depending on the amount of pressure applied when turning the pressure adjustment knob.

The colour on the LED display varies depending on the required application :

Green = Mounting  
 Orange = Application tape  
 Red = Lamination



## Machine operation :



The working condition of the laminator is indicated by a LED display on the control board :

Green : Forward

Orange : Reverse

Red : Emergency stop is engaged or the machine has just been turned on (Safety activated). A safety reset is necessary to start operation.

- 3 position switch  
Forward – Stop – Reverse
- Speed adjustment :  
Speed can be adjusted from 1 m/mn (3 ft/mn) to 3.60 m/mn (11 ft/mn) with the cursor located on the control board



The operator safely drives the machine with a foot pedal.



### Feed tray :

The feed tray can be removed and stored under the base of the machine. Installing media is then easier.

### Options



### Stand :

Starter can be used as a table top laminator. For the 1400 and 1600 models in particular, it is recommended, if space allows, to install it on the optional stand with castors

### Optional document guide and document roll holder.

This kit consists of a removable document feeding guide that allows the user to keep the media flat on the feeding table as it is fed between the rollers and a feeding bar to feed roll media to keep them clean from dust before being processed.

## Specifications


	Mounting 50mm/2"  Adjustable speed	Diameter 21 cm / 8 1/4", Film reel 100m/110 yd	<b>STARTER 1080</b>	<b>STARTER 1400</b>	<b>STARTER 1600</b>
Maximum thickness print + board			50 mm ( 2" )	50 mm ( 2" )	50 mm ( 2" )
Maximum working width			1170 mm ( 46" )	1482 mm ( 58" )	1654 mm ( 65" )
Length of film reels (max. diam. 21 cm)			up to 100 m (110 yd)	up to 100 m (110 yd)	up to 100 m (110 yd)
Diameter of the rollers			74 mm max. ( 2 7/8" )	76 mm max. ( 3" )	76 mm max. ( 3" )
Nb of self blocking shafts supplied			3	3	3
Adjustable speed m/mn			from 1 m to 3,60 m	from 1 m to 3,60 m	from 1 m to 3,60 m
Adjustable speed ft/mn			from 3 ft to 11 ft	from 3 ft to 11 ft	from 3 ft to 11 ft
Power W			190 W	190 W	190 W
Voltage			230 or 100V / 50 – 60 Hz	230 or 100V / 50 – 60 Hz	230 or 100V / 50 – 60 Hz
Amperage			1 A	1 A	1 A
Weight of the machine alone			78 kg (171 lb)	105 kg (231 lb)	114 kg (251 lb)
Weight of the stand			13 kg ( 28 lb)	14 kg ( 30 lb)	15 kg ( 33 lb)
Weight of the machine on its stand			91 kg ( 200 lb)	119 kg ( 261 lb)	129 kg ( 284 lb)
Dimension of the machine alone in mm (inch)			W 1478 x D 500 x H 775 W 58" x D 19 1/2" x H 30 1/2"	W 1790 x D 500 x H 775 W 71" x D 19 1/2" x H 30 1/2"	W 1962 x D 500 x H 775 W 77" x D 19 1/2" x H 30 1/2"
Dimension of the machine on its stand mm (inch)			W 1478 x D 530 x H 1465 W 58" x D 21" x H 57"	W 1790 x D 530 x H 1465 W 71" x D 21" x H 57"	W 1962 x D 530 x H 1465 W 77" x D 21" x H 57"
Shipping dimension of the machine cm / Weight kg			W 185 x D 60 x H 90 / 122 kg	W 185 x D 60 x H 90 / 160 kg	W 200 x D 60 x H 90 / 170 kg
Shipping dimension of the machine in inch / Weight lb			W 73" x D 24" x H 36" / 268 lb	W 73" x D 24" x H 36" / 330 lb	W 79" x D 24" x H 36" / 375 lb
Working table height			99,5 cm (39")	99,5 cm (39")	99,5 cm (39")
Warranty			1 an	1 an	1 an

Made in France, CE certified in accordance with the European Machinery Directives and Electromagnetic compatibility

### KALA's expert advice

Contrary to the perception, laminating machines equipped with larger diameter Rollers does not equate into better lamination output, especially on types of machines, where the operation speed is not of paramount importance. KALA laminators come with rollers made from the best steel available, in suitable diameter and at a desirable thickness. These steel rollers are covered with textured polymeric material of uniform color, unlike the cheaper Asian laminators, ensuring a firm grip on the material fed on these rollers, irrespective of its length, guaranteeing smoother operation thereby producing the finest result. The amount of pressure delivered by "Starter" is much higher than the ones with larger roller diameters produced in the Far East. The rollers are built to withstand intensive rough handling and can take soft and rigid materials, equally with ease. Call your distributor for live demonstration to get hands-on experience on the various features and see the benefits and advantages of "Starter".

Most illustrations in this brochure show the Starter laminator on the optional stand and/or with the feeding guide/roll holder option.



[www.rolinuxusa.com](http://www.rolinuxusa.com)